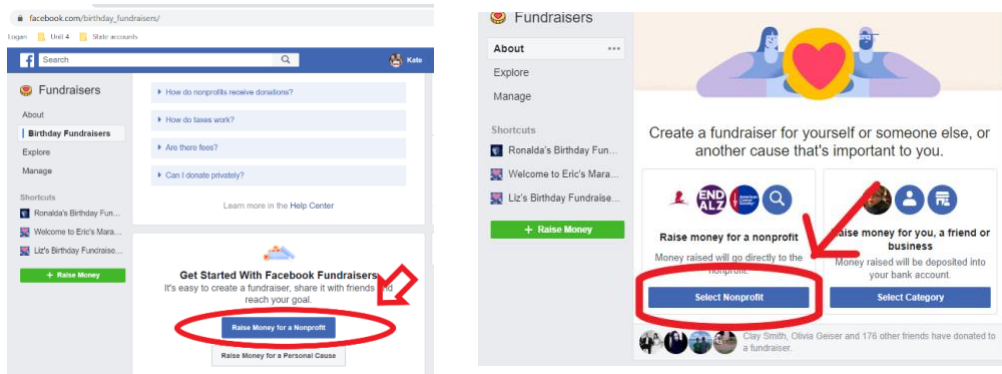


How to create a *Birthday Fundraiser* on Facebook®

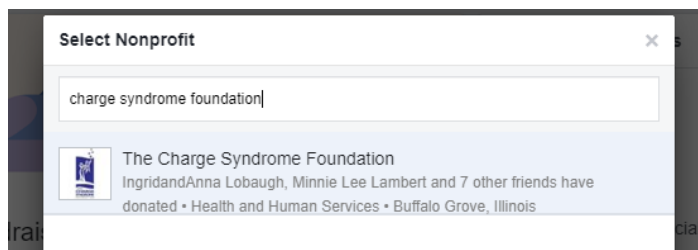


From your **computer or laptop**:

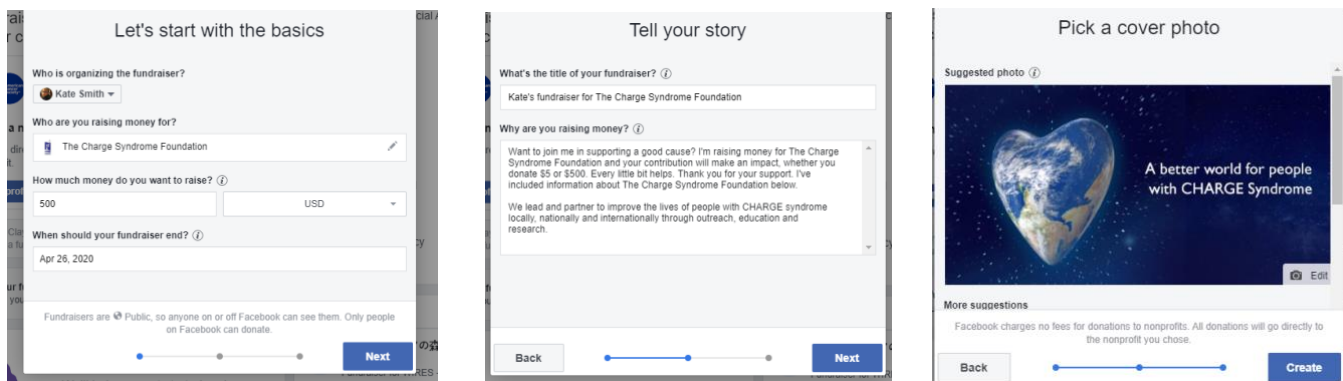
1. Navigate to facebook.com/fundraisers/
2. Look for a button to “Select Nonprofit” or “Raise Money for a Nonprofit”



3. A pop up box will ask you to select a nonprofit. Type in “CHARGE Syndrome Foundation.” Be sure to select the nonprofit with the CHARGE Syndrome Foundation logo as displayed *** (Somewhere on this page).



4. Follow the prompts to fill in information about your fundraiser. When you get to the section on “Tell your Story” try to customize it and tell your Facebook friends and family why the Foundation is important to you and why you’ve picked it to benefit from your birthday fundraiser.



5. Once you hit “Create” your Fundraiser is LIVE! Share it with your friends and family on Facebook.

Thank you for supporting the CHARGE Syndrome Foundation!